

DMX Splitter : DMX103



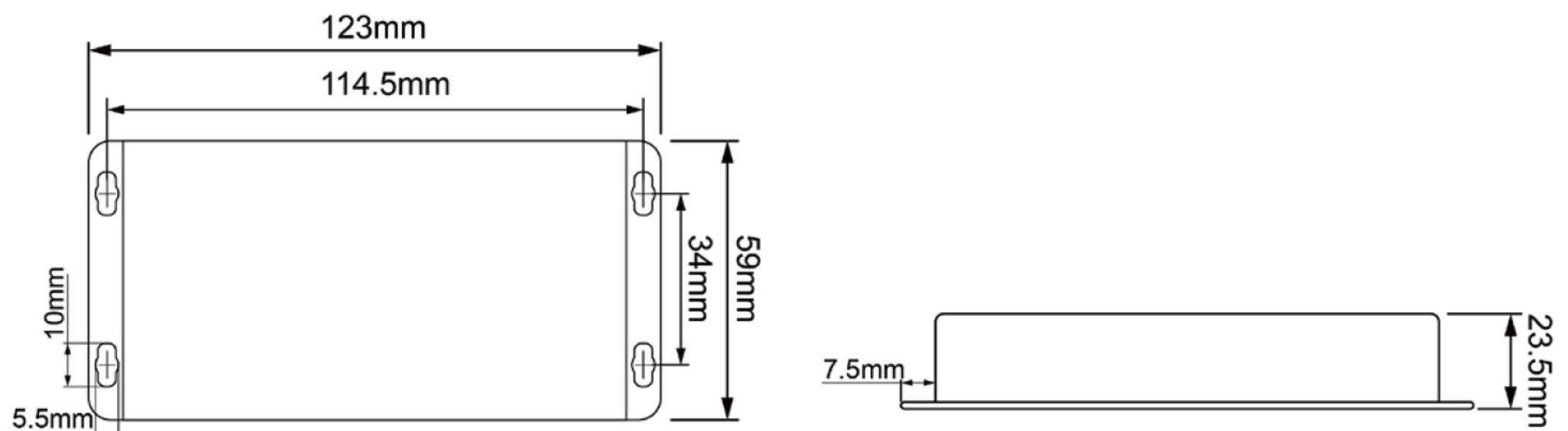
Product Overview

DMX103 is a digital signal splitter. It dedicated to the DMX512 digital lighting controller signal shaping and amplification, and it adopts the high voltage isolation technique in various in - out interfaces. That is to say it doesn't only apply to be as the processing amplifier while the DMX512 signal attenuation due to the remote data transmission, but also it can be used in which the various in out interface need to be electric isolated. Since the various interfaces are isolated by each other, which is easy to avoid the control system damage caused by the control wiring, digital dimmer etc and make the control system work well. And also it made sure the DMX signal is in regular transmission so that the reliability of the whole control system was raised.


Technical Parameters

Signal Mode:	DMX512 (1990) and the various signal transmitted by RS - 485 interface 1 Channel for signal input, 1 Channel signal output through electric isolation
Interface mode:	RS - 485
Signal Input Socket:	RJ45 or Connector
Input voltage:	12V - 24VDC
Product Size:	123(L)*59(W)*23.5(H) mm
Pack size:	309(L)*256(W)*129(H) mm, 50pcs/11.8kg/carton
G.W:	220g

Dimension

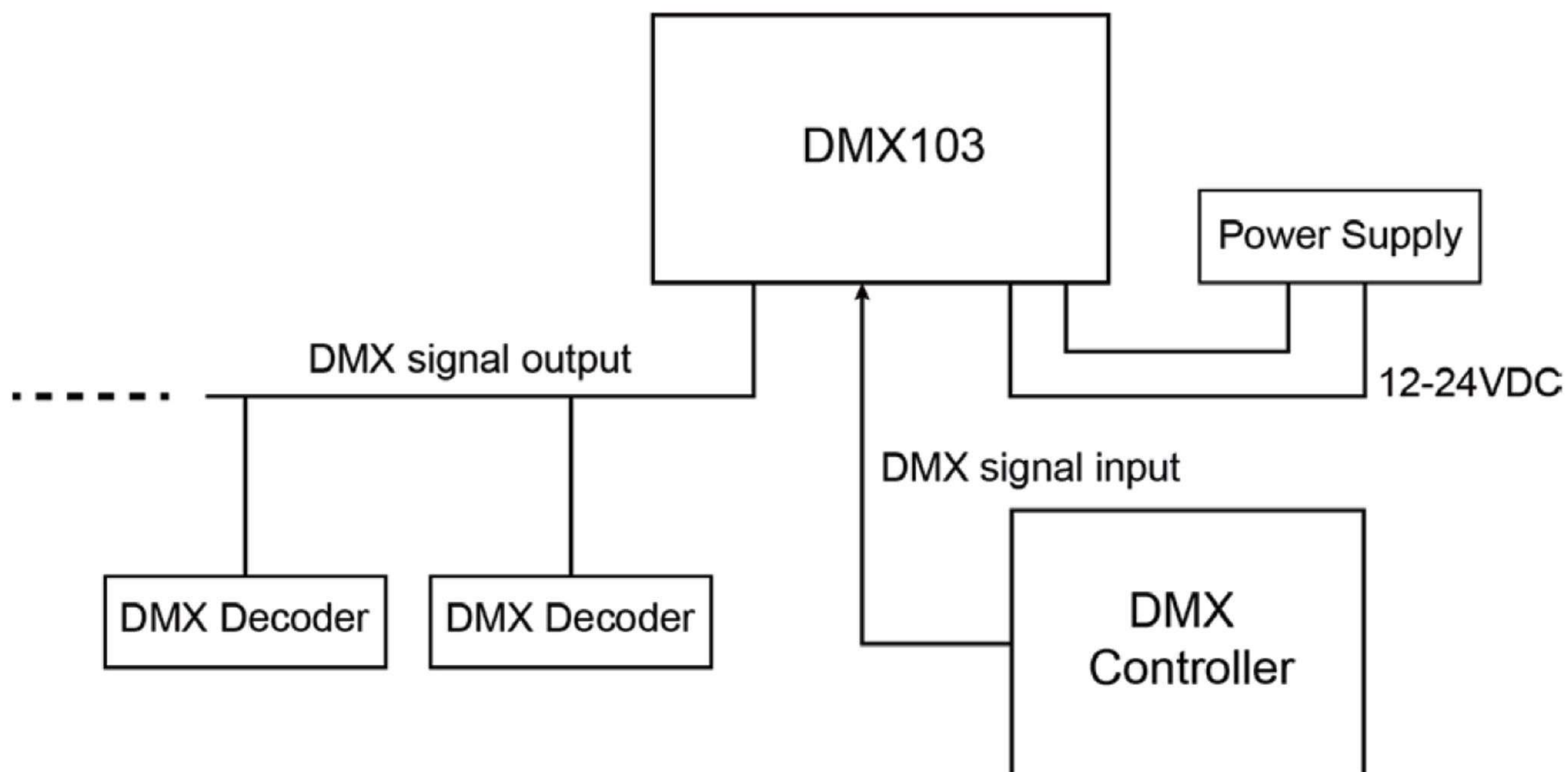


Interface Introduction



- (1) LED indicator: Power on, LED indicator light;
Entering DMX signal, LED light flicker.
- (2) Power input interface: 12 - 24VDC
- (3) DMX signal input interface
- (4) DMX signal output interface

Connection



Using instruction:

- (1) Click on the map as shown in wiring, DMX103 output signal for the isolated places.
- (2) The wire for DMX is STP, the DMX signal has positive and negative signal. Pay attention to the polarity while soldering. Connect the positive signal, negative signal and GND to the corresponding signal of device.
- (3) DMX signal transmission in the case of load, please add a distance of 300m (ultra five types of network cable test distance).